

# StormTech RC-310 Chamber

The RC-310 chamber provides the benefit of a recycled material with durability and performance characteristics equal to its virgin resin counterparts. Manufactured with up to 40% post-consumer recycled polypropylene, the RC-310 chamber can be utilized in various applications, including LEED and Green Infrastructure projects. Additionally, the RC-310 chamber may assist in meeting federal procurement guidelines for the purchase and use of recycled materials.



## StormTech RC-310 Chamber

(not to scale)

### Nominal Chamber Specifications

#### Size (L x W x H)

85.4" x 34.0" x 16.0"  
(2170 x 864 x 406 mm)

#### Chamber Storage

14.7 ft<sup>3</sup> (0.42 m<sup>3</sup>)

#### Minimum Installed Storage\*

31.0 ft<sup>3</sup> (0.88 m<sup>3</sup>)

#### Weight

37.0 lbs (16.8 kg)

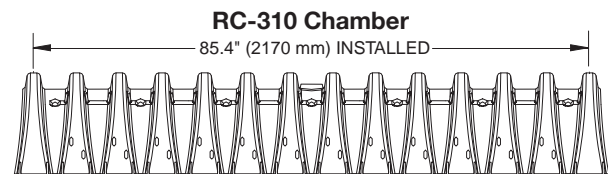
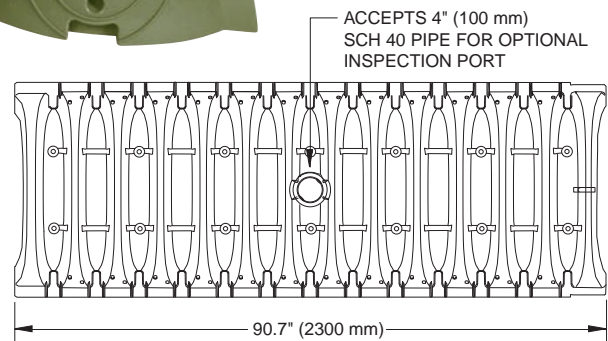
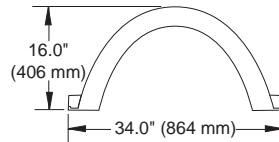
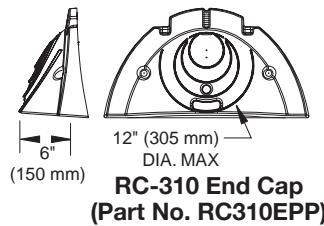
#### Shipping

41 chambers/pallet

108 end caps/pallet

18 pallets/truck

\* Assumes 6" (152 mm) stone below, 6" (152 mm) stone above, 6" (152 mm) row spacing and 40% stone porosity.

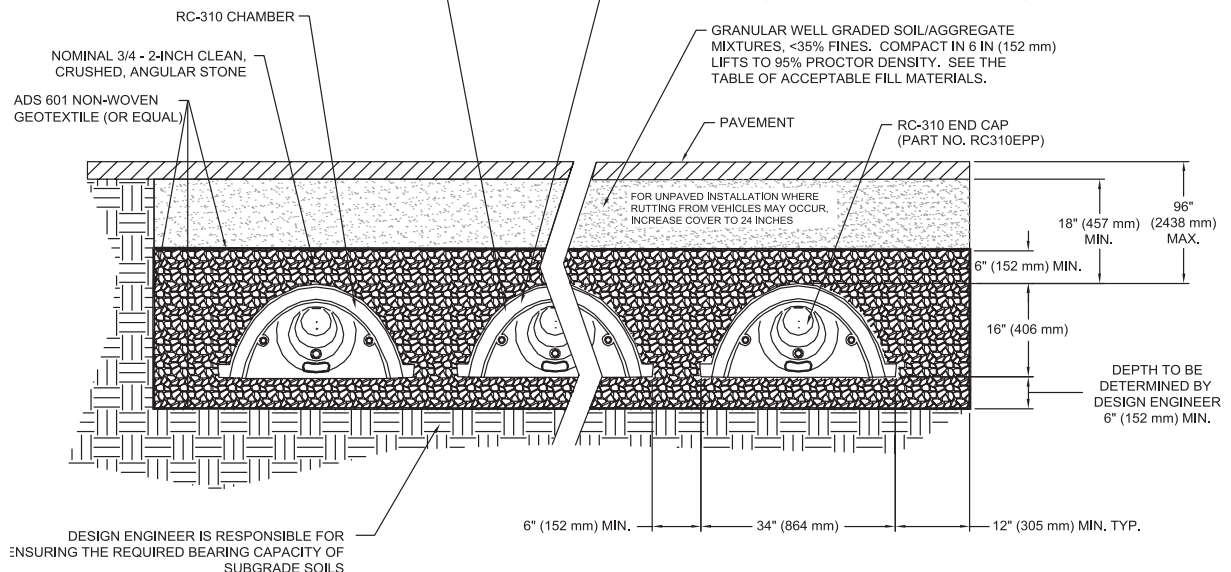


THE INSTALLED CHAMBER SYSTEM SHALL PROVIDE THE LOAD FACTORS SPECIFIED IN THE AASHTO LRFD BRIDGE DESIGN SPECIFICATIONS SECTION 12.12 FOR EARTH AND LIVE LOADS, WITH CONSIDERATION FOR IMPACT AND MULTIPLE VEHICLE PRESENCE.

CHAMBERS SHALL BE DESIGNED IN ACCORDANCE WITH ASTM F2787 "STANDARD PRACTICE FOR STRUCTURAL DESIGN OF THERMOPLASTIC CORRUGATED WALL STORMWATER COLLECTION CHAMBERS"

## Typical Cross Section Detail

(not to scale)



THIS CROSS SECTION DETAILS THE REQUIREMENTS NECESSARY TO SATISFY THE LOAD FACTORS SPECIFIED IN THE AASHTO LRFD BRIDGE DESIGN SPECIFICATIONS SECTION 12.12 FOR EARTH AND LIVE LOADS USING STORMTECH CHAMBERS



### RC-310 Cumulative Storage Volumes Per Chamber

Assumes 40% Stone Porosity. Calculations are Based Upon a 6" (152 mm) Stone Base Under the Chambers.

Depth of Water in System Inches (mm)	Cumulative Chamber Storage ft <sup>3</sup> (m <sup>3</sup> )	Total System Cumulative Storage ft <sup>3</sup> (m <sup>3</sup> )
28 (711)	↑ 14.70 (0.416)	31.00 (0.878)
27 (686)	↑ 14.70 (0.416)	30.21 (0.855)
26 (680)	Stone 14.70 (0.416)	29.42 (0.833)
25 (610)	Cover 14.70 (0.416)	28.63 (0.811)
24 (609)	↓ 14.70 (0.416)	27.84 (0.788)
23 (584)	↓ 14.70 (0.416)	27.05 (0.766)
22 (559)	14.70 (0.416)	26.26 (0.748)
21 (533)	14.64 (0.415)	25.43 (0.720)
20 (508)	14.49 (0.410)	24.54 (0.695)
19 (483)	14.22 (0.403)	23.58 (0.668)
18 (457)	13.68 (0.387)	22.47 (0.636)
17 (432)	12.99 (0.368)	21.25 (0.602)
16 (406)	12.17 (0.345)	19.97 (0.566)
15 (381)	11.25 (0.319)	18.62 (0.528)
14 (356)	10.23 (0.290)	17.22 (0.488)
13 (330)	9.15 (0.260)	15.78 (0.447)
12 (305)	7.99 (0.227)	14.29 (0.425)
11 (279)	6.78 (0.192)	12.77 (0.362)
10 (254)	5.51 (0.156)	11.22 (0.318)
9 (229)	4.19 (0.119)	9.64 (0.278)
8 (203)	2.83 (0.081)	8.03 (0.227)
7 (178)	1.43 (0.041)	6.40 (0.181)
6 (152)	↑ 0	4.74 (0.134)
5 (127)	↑ 0	3.95 (0.112)
4 (102)	Stone Foundation 0	3.16 (0.090)
3 (76)	0	2.37 (0.067)
2 (51)	↓ 0	1.58 (0.046)
1 (25)	↓ 0	0.79 (0.022)

Note: Add 0.79 cu. ft. (0.022 m<sup>3</sup>) of storage for each additional inch (25 mm) of stone foundation.

### Storage Volume Per Chamber

	Bare Chamber Storage ft <sup>3</sup> (m <sup>3</sup> )	Chamber and Stone Foundation Depth in. (mm)		
		6 (152)	12 (305)	18 (457)
<b>StormTech RC-310</b>	14.7 (0.4)	31.0 (0.9)	35.7 (1.0)	40.4 (1.1)

Note: Storage volumes are in cubic feet per chamber. Assumes 40% porosity for the stone plus the chamber volume.

### Amount of Stone Per Chamber

ENGLISH TONS (CUBIC YARDS)	Stone Foundation Depth		
	6"	12"	18"
<b>StormTech RC-310</b>	2.1 (1.5 yd <sup>3</sup> )	2.7 (1.9 yd <sup>3</sup> )	3.4 (2.4 yd <sup>3</sup> )
METRIC KILOGRAMS (METER <sup>3</sup> )	<b>152 mm</b>	<b>305 mm</b>	<b>457 mm</b>
<b>StormTech RC-310</b>	1830 (1.1 m <sup>3</sup> )	2490 (1.5 m <sup>3</sup> )	2990 (1.8 m <sup>3</sup> )

Note: Assumes 6" (152 mm) of stone above, and between chambers.

### Volume of Excavation Per Chamber

	Stone Foundation Depth		
	6" (152 mm)	12" (305 mm)	18" (457 mm)
<b>StormTech RC-310</b>	2.9 (2.2)	3.4 (2.6)	3.8 (2.9)

Note: Volumes are in cubic yards (cubic meters) per chamber. Assumes 6" (152 mm) of separation between chamber rows and 18" (457 mm) of cover. The volume of excavation will vary as the depth of the cover increases.

**StormTech and Green Infrastructure**

**Key Benefits of StormTech**

- Volumetric Reduction of Stormwater Through Infiltration
- Stormwater Quality Through Patented Isolator™ Row (TSS, TP and TPH removal)
- Reduction of Thermal Impacts
- Proven, Third Party Verified Performance
- Easily Constructed, Inspected and Maintained
- Meets ASTM product standard
- Designed to ASTM & AASHTO specifications

MC-3500 SC-740 SC-310  
www.stormtech.com

Please refer to StormTech's Green Infrastructure brochure for more green solutions using StormTech chambers.