

## ADS BIODIFFUSER™ SEPTIC LEACHING CHAMBER SPECIFICATION

### Scope

This specification describes the Standard, High-Capacity, Bio 2, and Bio 3 BioDiffuser units for use in onsite wastewater disposal applications.

### Chamber Requirements

BioDiffuser chambers are manufactured from high-density polyethylene with an open bottom, solid top and louvered sidewalls. Sidewall louvers shall be designed to minimize soil intrusion.

Chamber shall meet the load rating of H-10 (16,000 lb per axle) with a minimum of 12-inches (0.3m) of cover when tested in accordance with IAPMO PS 63 and installed in accordance with ADS installation procedures.

The 16" high capacity chamber is also available in H-20 (32,000 lb per axle) rated version. To order the H-20 ARC chamber model, please contact an ADS representative.

### Chamber Connection

Each chamber shall interlock with the beginning of the next chamber by overlapping post and dome while engaging overlapping flanges.

### Material Properties

Each chamber shall be manufactured from high density polyethylene resin as defined and described in IAPMO PS 63.

### Installation

Installation shall be in accordance with ADS installation procedures and those issued by the local health department regulations.

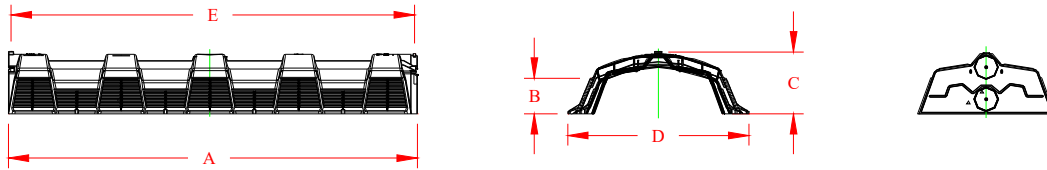
### Chamber Dimensions

	11" Standard Model No. 1100BD	16" High Capacity Model No. 1600BD	Bio 2 (15" Narrow) Model No. 1500BD	Bio 3 (22" Narrow) Model No. 2200BD
Length (A)	76"	76"	87"	87"
Repeat Length (E)	75"	75"	86"	86"
Side Wall Height (B)	6.4"	11.2"	9.0"	9.0"
Overall Height (C)	11"	16"	12"	12"
Overall Width (D)	34"	34"	15"	22"
Capacity	9.2 cu ft (68.8 gal)	13.6 cu ft (101.7 gal)	5.0 cu ft (37.4 gal)	8.5 cu ft (63.6 gal)
Weight	27 lbs	35 lbs	19 lbs	28 lbs
Units/Pallet	27	45	90	70
Truck Load Quantity*	39 pallets	18 pallets	14 pallets	14 pallets

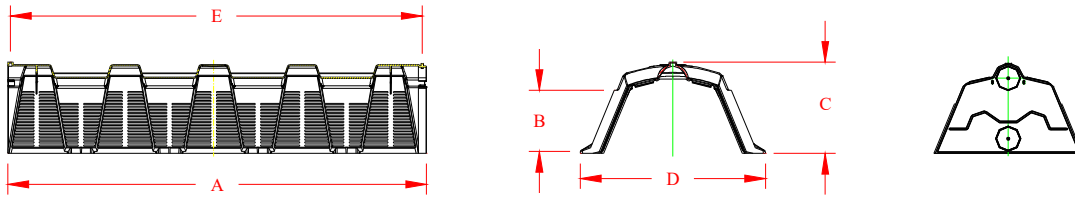
\*End Caps may reduce truck load pallet quantity.

(Unit configuration & availability subject to change without notice. Product detail may differ slightly from actual product appearance.)

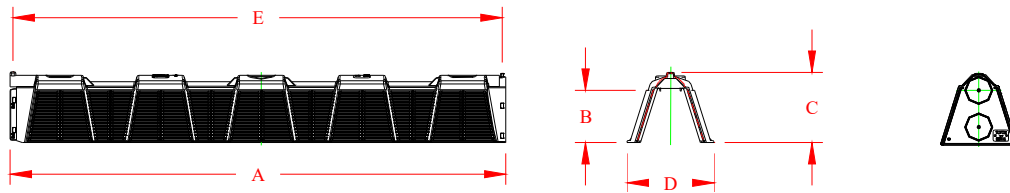
**11" Standard Chamber**



**16" High Capacity Chamber**



**Bio 2 (15" Narrow) Chamber**



**Bio 3 (22" Narrow) Chamber**

